
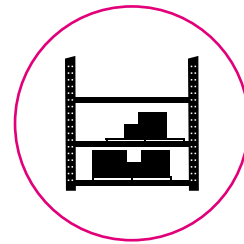
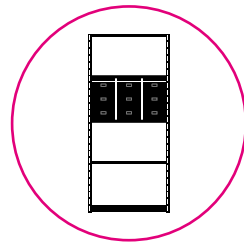
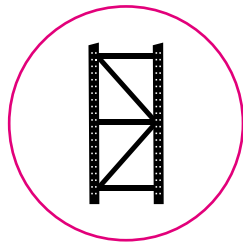


Shelving Systems





mohm
LOCKER AND SHELVING SOLUTIONS

MULTI M Group Profile

Founded in 1974, Multi M Group has continued to develop and grow the business to become one of Egypt's leading industrial companies in the region. Using the latest technology in its manufacturing process and utilizing the experience of its international joint venture partners, the Group continues to strengthen its presence on both the local and international markets through product innovation.

Working in accordance to strict international codes, ethics, standards and practices, the Group is ISO 9001 and 14001 listed. With nine factories, over 1,000 employees and using the latest production technology, operations today include the manufacturing of:

- Furniture for households, offices, schools, universities, banks, sport centers, etc.
- Industrial steel systems for shelving, platforms, staircase, etc.
- Electrofused bar grating for walkways, platforms, etc.
- Vehicle seating for cars, trucks and buses to the major manufacturers in Egypt (incl. Mercedes, KIA, etc.)



Shelving Systems

Through experience Multi M Group has designed a unique range of **MOHM Shelving Systems** designed to meet the industries various needs for **Light, Medium, Heavy and Super Heavy** Weight Shelving Systems. Load capacities per shelf range **up to 6 tons** depending on your requirements.

The shelving systems are designed to provide flexibility, strength and rigidity and can be easily assembled and extended in both length and width without the need for specialist tools.

Produced from the highest grade steel, the shelving systems are manufactured using the latest advanced technology and in strict accordance to international specifications, thus ensuring efficiency, accuracy, consistency and quality.

The shelving systems are supplied daily to a vast portfolio of International and local clients for use in **Factories, Offices, Warehouses, Hospitals, Clubs, Colleges, Universities, Hotels, Retail Outlets and Homes**

Our Technical Office is well equipped to assist with your design and cost requirements in order to meet your exact needs



Free Technical Advice and Design Preparation

Index of Shelving Systems



1 Light Weight (up to 400kg shelf capacity)

Designed to meet the daily needs of storing small items, whether in the office, at home or in the workshop. The system is easily and quickly assembled and provides optimized storage for a wide range of small items.



2 Medium Weight (up to 800kg shelf capacity)

A perfect solution for storing small components to heavy cartons. It allows for higher density storage and greater flexibility. Long uninterrupted shelf spans (up to 3,0m) makes it the ideal system for a wide range of medium weight items.



3&4 Heavy & Super Heavy Weight (up to 6,000kg shelf capacity)

Is the ideal solution for storing heavy duty palletized or non-palletized goods. It can be incorporated into pallet racking to maximize storage capacity, picking face and to minimize storage space.



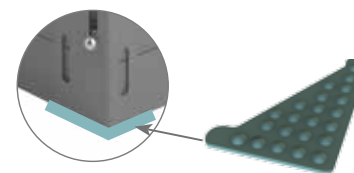
5 Drive-in /Drive-through Pallet Racking.

This can be configured to serve as drive-in and/or drive-through racking. Drive-in racking is the ideal storage solution if very large quantities of the same product are to be stored, to achieve maximum storage capacity in the minimum space. Picking and replenishment is facilitated by means of conventional methods.

1. Light Weight Shelving Systems

(up to 400kg with weight evenly distributed)

For over 20 years, MOHM has been a reliable supplier to the market of light weight shelving. Capable of carrying shelf loads of **80kg, 150kg, 200kg and 400kg** with a **height** of **2,0m & 3,0m**



Plastic corner base plates supplied for protection of wooden floors & prevention of rust.

MOHM Light Weight Shelving benefits:

- Solid and robust construction supplied assembled or in knock-down kit form.
- Capable of being extended easily and quickly.
- Plastic footplates ensure even distribution of load to floor & prevents damage to flooring and rust forming.
- Shelf height can be easily adjusted to suit your needs.
- Available in a range of models to suit your specific needs.
- Manufactured in strict accordance to **ISO 9001** and **14001**. **Technical Data**
- **Material:** Cold rolled high quality steel with corrosion prevention.
- **Surface:** Coated with epoxy-powder enamel (min. 50 microns).
- **Colour:** Standard: Grey but available in a range of colors.

Dimensions:

- **Overall height:** 2,0m & 3,0m
- **Shelf length:** 900mm
- **Shelf width:** 400mm & 600mm.
- **Load Capacity per shelf:** 80kg, 150kg, 200kg & 400kg

Loading Capacity/Shelf	Product Description	Dimensions	Product Code
80 kg (evenly distributed weight)	3 shelves	900mm x 400mm x 2,0m	C8-3-942
	5 shelves	900mm x 400mm x 2,0m	C8-5-942
	7 shelves	900mm x 400mm x 2,0m	C8-7-942
	3 shelves	900mm x 400mm x 3,0m	C8-3-943
	5 shelves	900mm x 400mm x 3,0m	C8-5-943
	7 shelves	900mm x 400mm x 3,0m	C8-7-943
150 kg (evenly distributed weight)	3 shelves	900mm x 400mm x 2,0m	C15-3-942
	5 shelves	900mm x 400mm x 2,0m	C15-5-942
	7 shelves	900mm x 400mm x 2,0m	C15-7-942
	3 shelves	900mm x 400mm x 3,0m	C15-3-943
	5 shelves	900mm x 400mm x 3,0m	C15-5-943
	7 shelves	900mm x 400mm x 3,0m	C15-7-943
	3 shelves	900mm x 600mm x 3,0m	C15-3-963
	5 shelves	900mm x 600mm x 3,0m	C15-5-963
	7 shelves	900mm x 600mm x 3,0m	C15-7-963
200 kg (evenly distributed weight)	3 shelves	900mm x 400mm x 2,0m	C20-3-942
	5 shelves	900mm x 400mm x 2,0m	C20-5-942
	7 shelves	900mm x 400mm x 2,0m	C20-7-942
	3 shelves	900mm x 400mm x 3,0m	C20-3-943
	5 shelves	900mm x 400mm x 3,0m	C20-5-943
	7 shelves	900mm x 400mm x 3,0m	C20-7-943
	3 shelves	900mm x 600mm x 3,0m	C20-3-963
	5 shelves	900mm x 600mm x 3,0m	C20-5-963
	7 shelves	900mm x 600mm x 3,0m	C20-7-963
400 kg (evenly distributed weight)	3 shelves	900mm x 400mm x 2,0m	C40-3-942
	5 shelves	900mm x 400mm x 2,0m	C40-5-942
	7 shelves	900mm x 400mm x 2,0m	C40-7-942
	3 shelves	900mm x 400mm x 3,0m	C40-3-943
	5 shelves	900mm x 400mm x 3,0m	C40-5-943
	7 shelves	900mm x 400mm x 3,0m	C40-7-943
	3 shelves	900mm x 600mm x 3,0m	C40-3-963
	5 shelves	900mm x 600mm x 3,0m	C40-5-963
	7 shelves	900mm x 600mm x 3,0m	C40-7-963
Steel drawers- 3 unit		900mm x 600mm x 3,0m	RCW3
Steel drawers- 6 unit		900mm x 600mm x 3,0m	RCW6
Steel drawers- 9 unit		900mm x 600mm x 3,0m	RCW9

Note that all units are supplied pre-assembled

2. Medium Weight Shelving Systems

(up to 800kg with shelf weight evenly distributed)

This is the latest MOHM shelving system, designed to meet the exacting needs of the market for a Medium Weight Shelving System- suitable for shelf loads from **350kg to 800kg**.

MOHM Medium Weight Shelving benefits:

- Solid and robust construction with simple and fast assembly using few components
- Vertical side frames are simply bolted to the floor. Upright lug pitch of 50:50 to allow for adjustable shelf heights . Large footplates ensure even distribution of load to floor.
- Horizontal cross beams designed with claw-grip system for quick accurate installation, increased strength and ease of changing. Safety pins prevents the beam from being lifted out accidentally.
- Manufactured in strict accordance to **ISO 9001** and **14001**

Technical Data



- **Material:** Cold rolled high quality steel with corrosion prevention.
- **Surface:** Coated with epoxy-powder enamel (min. 50 microns).
- **Colour:** Shelf Frame: Blue/ Cross Beams: Yellow.

Dimensions:

- Side Frame Height- 2,2m, 2,5m, 3,0m & 4,0m
- Shelf Length-1,5m, 1,8m, 2,2m, 2,7m & 3,0m
- Side Frame Width- from 50cm to 120cm

Load Capacity:

- Single Shelves: up to 800kg
- Side Frames: up to 2,500kg



Safety pins prevent the beam from being accidentally lifted out.

3. Heavy Weight Shelving Systems

(up to 4,000kg with weight shelf evenly distributed)

This racking system is designed to be compatible with Euro and Industrial pallets. Suitable for shelf loads **up to 4,000kg**. Crosswise racking for single or multi-location storage permit considerable flexibility for rapid goods handling.

Longitudinal beam single location racking systems are especially suitable where stored goods all have the same base dimensions, but different heights. Using the appropriate system, components, pallets and containers of all different shapes and sizes can be optimally stored

MOHM Heavy Weight Shelving benefits:

- Solid and robust construction with simple assembly using few components
- Vertical side frames are simply bolted to the floor and are easily changed if necessary. Upright lug pitch of 50:50 provides for adjustable shelf heights Large footplates ensure even distribution of load on the floor.
- Horizontal cross beams designed with claw-grip system for quick accurate installation, increased strength and ease of changing. Safety pins prevent the beam from accidentally being lifted out.
- Manufactured in strict accordance to **ISO 9001** and **14001**.

Technical Data

- **Material:** Cold rolled high quality steel with corrosion prevention.
- **Surface:** Coated with epoxy-powder enamel (min. 50 microns).
- **Colour:** Side frame- Blue/ Cross beams- Yellow.



Dimensions:

- Side Frame Height- up to 10m
- Shelf Length- up to 4,8m
- Side Frame Width- from 50cm to 150cm

Load Capacity:

- **Single Shelves:** up to 4,000kg (suitable for pallet weight of 1,25t).
- **Side Frames:** up to 20,000kg

Note that special sizes and colors are available on request



Claw-grip system for quick/ accurate installation

4. Super Heavy Weight Shelving

(For over 4,000kg with shelf weight evenly distributed)

The Super Heavy-Weight System is designed to meet those strenuous needs of the Heavy Industry- suitable for shelf loads **over 4,000kg**. Used for storing Engines, Large Machine Parts, Large Dies, etc., this serves the needs of the Heavy Industry. The system remains flexible and can be quickly assembled with speed and accuracy. Design changes can also be easily made to suit changing demands.

MOHM Super Heavy Weight Shelving benefits:

- Solid and robust construction with simple assembly using few components
- Vertical shelf side frames are simply bolted to the floor and are easily changed if necessary. Upright lug pitch of 50:50 provides for adjustable shelf heights. Large footplates ensure even distribution of floor load.
- Horizontal cross beams designed with claw-grip system for quick/ accurate installation, increased strength and ease of changing. Safety pins prevents the beam from accidentally being lifted out.
- Manufactured in strict accordance to **ISO 9001** and **14001**.

Technical Data

- **Material:** Cold rolled high quality steel with corrosion prevention.
- **Surface:** Coated with epoxy-powder enamel (min. 50 microns).
- **Colour:** Side frame- Blue/ Cross beams- Yellow.

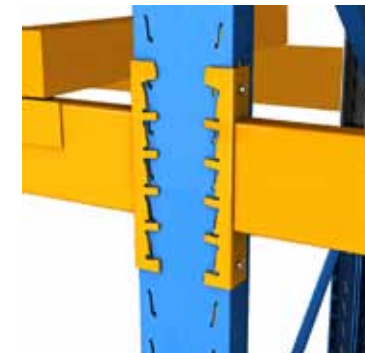
Dimensions:

- Side Frame Height- up to 10m
- Shelf Length- up to 4,0m
- Side Frame Width- from 50cm to 150cm

Load Capacity:

- **Single Shelves:** over 4,000kg (suitable for pallet weight of 1,25t).
- **Side Frames:** up to 36,000kg

Note that special sizes and colors are available on request



5. Drive-in Shelving System

(manufactured to customers' specification)

Drive-in racking is the ideal solution to achieve maximum storage in the minimum space if **large quantities of the same product** are to be stored. Picking and replenishment is facilitated by means of conventional forklift trucks. Drive-in racking plays a major role in modern warehouses.

Pallet drive-in and drive-through racking are served by forklift and reach trucks. Normally used by food and non-food industries, especially for goods in high quantities but low variety, like fruit, fruit juices or care products.

We offer **free assistance** to help you with your planning and to find the most economic solution for your logistical requirements.



Freezer room pallets also available on request.


Shelving Systems- Detail

The MOHM Medium, Heavy and Super Heavy Weight Shelving Systems consist of a minimum number of shelving components, to allow for minimization of costs and ease of control and storage of spare shelving parts.




Side Frame

Side frames are bolted and available up to 10m high in increments of 250mm. Additional height can be designed to suit your needs.



Claw Connection

The system uses a unique claw design to accurately, easily and securely connect the beam to the frame. Cross beam heights can be adjusted in 50mm increments.



Cross Beams

For increased strength, cross beams are manufactured from rectangular steel profiles and are powder coated.


Shelving Options

Various shelving options are available to accommodate for clients' exacting needs.

Open Cross Beam



Steel Decking



Mesh Grating



Chipboard Decking

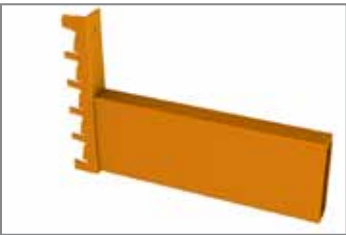


Shelving: accessories

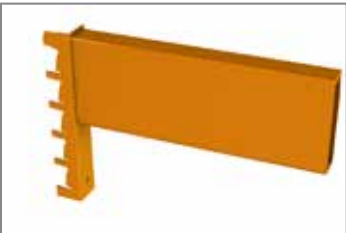
MOHM carries a wide range of accessories to enhance your shelving system to meet your exacting needs.



Cross Beam with support angle
acts as support for the decking (chipboard or steel grating) with the angle depth based on the thickness of the decking material to be used.



Cross Beam with raised claw
used when ground pallets are stored on cross beams.



Cross Beam with lowered claw
used when a continuous precise support is necessary.



Grating Shelf
used for non-palletised products. Unlike chipboard, grating has the advantage of allowing any liquid spills to pass through the mesh.



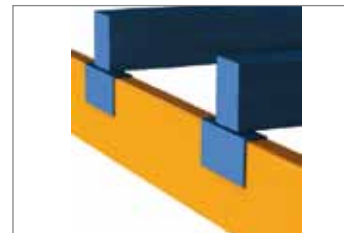
Depth Support
prescribed if pallets are stored crossways to ensure pallets sit firmly on the shelf.



Drum Support
prevents horizontally stored drums from rolling. It ensures safe, secure storage and also allows for quick storage and removal of drums.



Grating Box Support
with angles allowing for boxes to be securely stored on the rack without slipping.



Fork Spacers
used whenever goods are stored using mechanical means, thus providing a space for the forks to enter between the goods and the crossbeam.



Heavy Base Plate

used when the standard foot plate is not sufficient.



Foot Plate

supplied with each shelf system. It is suitable for framework loads up to 12 tons with a compacted soil ground. Maximum stress is 750N/cm²



Expanded Metal Panels

prevents loose items from falling and provides increased safety for passenger traffic through the warehousing area.



Wall Connector

required in order to firmly attach single axis shelving units to the wall.



Support Connection Bracket

used if shelves are to be later extended, with uprights bolted to the bracket.



Shelf Connectors

used for double axis units, they both stabilise and give fixed distance between the double shelves. For storage of 1,2m width pallets, this should be done at 200mm intervals.

Head office

6, Ramo Gardens Buildings, Nasr City, Cairo, Egypt
Tel.: (+202) 241 51 485 \ 229 10 851\ 229 07 870
Fax: (+202)22 91 07 02

Central Sales Dept.

2, Asma Fahmy st., Heliopolis, Cairo, Egypt
Tel.: (+202) 241 75 822\ 229 03 879 - Fax: (+202) 269 03 694

**Show rooms****Mohandseen**

55, El Nakheel st., from El Battal Ahmed Abdel Aziz St., Mohandseen
Tel.: (+202) 333 87 004\5 - Fax :(+202) 333 87 006

Heliopolis

69, Nabil El Wakad st.,Ard El Golf, Heliopolis
Tel. & Fax: (+202) 241 91 208\ 241 93 695

Asyut

El Adly st., Nasser Tower, Asyut
Tel. & fax: (+2088) 231 02 52

Alexandria

Next to 14 May Bridge, Saraya Style Bldgs.,Smouha, Alexandria
Tel.: (+202) 957 5901
Fax: (+202) 957 5902

Marsa matrouh

13, Alexandria st., Alex Tower Bldg. Marsa Matrouh
Tel.: (+202) 49 32 714
Fax: (+202) 49 32 712

HOTLINE No. (+202) 241 758 22
E-mail: sales.admin@multimgroup.com
www.multimgroup.com

Some of the designs are subject to change without prior notice. Please consult with our Sales Team before making an order.

www.multigroup.com

A part of Multi M Group



HOTLINE No. (+202) 241 758 22
E-mail: sales.admin@multigroup.com
www.multigroup.com